




Veiled Chameleon

CONTENTS:

1. **General Diet**
2. **Vitamins/Supplements**
3. **Housing**
4. **Sanitation/General Care**
5. **General Maintenance**
6. **Health Care**
7. **Special Section**
8. **Supplies Checklist**

FUN FACT!

Veiled chameleon's are one of the more common in the chameleon family. They can reach 18" – 24" with average of 18" and can live 4+ years. Veiled chameleons are not live bearing lizards.



General Diet

Veiled Chameleons are mainly insectivores, so they eat mostly insects such as size appropriate crickets, dubia roaches, mealworms and waxworms. Dark, leafy green vegetables are also important for a healthy varied diet.



Vitamins/Supplements

Reptiles need to have a vitamin/mineral supplement with calcium and phosphorous. For babies and juveniles, dust their crickets with calcium two to three times a week and with vitamins once every two weeks. This dusting regimen can be decreased for adults.

Housing

Veiled Chameleons can be kept in a screen cage or a large glass terrarium, as they need plenty of air flow and high humidity. If you are housing a baby or juvenile veiled chameleon, it's best to start with a smaller enclosure and then move to a larger cage as the chameleon gets older. Babies can be kept in enclosures measuring 12"x12"x12" (or 18") and juveniles can be kept in enclosures measuring 16"L x 16"W x 30"H until they are approximately 8 to 10 months old, at which point they will need to be moved to something larger. As an adult, a cage 24" to 36" long and 24" to 36" tall is preferred. This also helps reduce stress.

Humidity should be 50% to 60% with a day time temperature of 72 to 80 degrees during the day and dropping down to 60 at night. Appropriate UVB should be provided during the day as this will help with proper bone growth and help reduce stress. UVB bulbs should be replaced approximately once a year.

You can use forest floor or repti bark for the main substrate and along with some sphagnum moss, Mopani wood, and plenty of fake plants to help with humidity as well as places for them to hide.

Sanitation/General Care

Change the water every other day and clean out the water dish thoroughly twice a week. The litter or substrate used on the bottom should be cleaned as often as needed, and this will depend on tank size, the reptile's size, and the number of reptiles in the tank, as well as type of substrate used. Inside of the cage should be misted several times a day. Chameleons will drink the drips of water off of decorations, but have been known to also use a water dish.

General Maintenance

Mist the tank several times a day. You can also add automatic misting units. Reptiles will shed their skin periodically. Mist them more often during these times to help them shed the skin more easily. Be sure the tank is at the right temperature at all times. Change the reptile full spectrum light as often as recommended by the manufacturer, usually every six months to a year. Although the bulb may still be working, it will lose its potency over a certain period of time.



Health Care

Veiled Chameleons are fairly hardy when kept in the right conditions. They do not require any yearly checkups or vaccines. Be careful when handling. Never pull them off the décor or your hand. Let them crawl off as forcing can cause them to break a leg and this most often is fatal.

Special Section



Reptiles can carry one disease that can be transmitted to people called salmonellosis. It is always important to wash your hands thoroughly with soap and water after you have handled your pet or anything in your pet's cage. Keep your pet out of the kitchen area and do not allow very small children to handle any reptiles.

SUPPLIES CHECKLIST

Terrarium	Water/Food Dish
Screen Cover	Forest Floor
Hygrometer	Thermometer x2
Heat lamp with nocturnal bulb	UVB Bulb
Heat lamp with day bulb	Vitamin/mineral Supplement
moss	Decorations
Branches	
Drip System	



1216 Railroad Street
Saint Johnsbury, Vermont 05819
(802) 748-8858

 aquarealmaquarium.com
 www.facebook.com/aquarealm.aquarium
 [instagram.com/aquarealm_aquarium](https://www.instagram.com/aquarealm_aquarium)