



Pac-Man Frog

CONTENTS:

1. **General Diet**
2. **Vitamins/Supplements**
3. **Housing**
4. **Sanitation/General Care**
5. **General Maintenance**
6. **Health Care**
7. **Special Section**
8. **Supplies Checklist**

FUN FACT!

An interesting pet the Pacman frog as they get a decent size and have remarkable color and markings especially when young. Don't let their beauty and chill manner fool you as they can be rather aggressive. They are known to be cannibalistic and will eat other frogs or animals in the habitat. They should be housed alone. Though you maybe able to work with them to keep them more personable they can and will bite.. These frogs tend to not be very active and will just sit for hours in one location if not longer. One quality that sets Pacman frogs apart from other frogs is their voracious appetite.



General Diet

These frogs have a fantastic appetite and diet includes crickets, dubia roaches, but they will also take down wax worms, fish, super worms, and even pinkie mice to small adult mice. Best time to feed these guys are at night.



Vitamins/Supplements

Sprinkle food with a calcium w/ D3 and multi-vitamin supplement once or twice a week.

Housing

A 10 gallon aquarium is an fine starter aquarium when they are young you may find upgrading to a 20 gallon long.

They love to burrow so putting in a thick layer of bedding (eco earth, forest floor, or reptile bark) work well. To help with humidity you may add some terrarium moss that you can mist daily.

Though they are nocturnal (up at night) they should be given food at night and only what they will consume during the night.

It is important for them to have a 12hr light/dark cycle and can get UVB. Temperatures 75-85 degrees F and humidity 50-80 percent.

For water a large shallow dish should be given so they can soak as they will absorb water through the skin.

Sanitation/General Care

Change the water daily. The substrate used on the bottom should be cleaned as needed, and completely changed 1x a month. We will be happy to recommend how often your set up should be cleaned out.

General Maintenance

As young frogs daily or every other day soaks in warm unchlorinated water is recommended. If their habitat dries up the frog may appear dead. Before pronouncing him dead try rehydrating him. Once rehydrated the protective film will come off and he will become active and be willing to eat. It is good to replace UVB, usually every six months to a year. Although the bulb may still be working, it will lose its potency over a certain period of time and, for example, may not be giving off enough UVB to be effective for calcium absorption and health.



Health Care

Pacman frogs skin is sensitive handling with caution is good. Make sure they have proper humidity and temperature and your frog should live for years

Special Section




Reptiles can carry one disease that can be transmitted to people called salmonellosis. This disease is usually caught by people after they eat undercooked eggs or meat, but reptiles can give it to people as well. Although it is rare for a reptile to carry this disease, it is always important to wash your hands thoroughly with soap and water after you have handled your pet or anything in your pet's cage. Keep your pet out of the kitchen area and do not allow very small children to handle any reptiles. Taking just a few precautions will keep the chances of catching this disease to an absolute minimum.

SUPPLIES CHECKLIST

Reptile UVB Bulb	Food Dish for Worms
Heat Lamp Daylight Bulb	Thermometer/Humidity Gauge
Cave	
Mist Bottle	
Calcium and Multivitamin Supplement	
Water Dish or Tray	
Recommended substrate	
Cage/Terrarium 10x20" or Larger	



1216 Railroad Street
Saint Johnsbury, Vermont 05819
(802) 748-8858

 aquarealmaquarium.com
 www.facebook.com/aquarealm.aquarium
 [instagram.com/aquarealm_aquarium](https://www.instagram.com/aquarealm_aquarium)